



TETANUS SITUATION IN PAKISTAN; COMPARISON OF MEDICAL VERSUS SURGICAL MANAGEMENT.

Dr Altaf Ahmed Talpur¹, Dr Abdul Rasheed Surahio², Dr Abdul Salam Memon³,
Professor Afzal Junejo⁴, Prof. Akmal Jamal⁵

1. Associate Professor Surgery Unit – II, LUMHS, Jamshoro.
2. Assistant Professor Surgery Unit IV LUMHS, Jamshoro.
3. Assistant Professor, Surgery Unit II LUMHS, Jamshoro
4. Professor of Surgery Unit II LUMHS, Jamshoro.
5. Incharge Surgical Unit – II LUMHS, Jamshoro

Correspondence Address:

Dr. Altaf Ahmed Talpur
Flat No: A- 202, Fort Sultan
Apartments,
Opposite Airport Telephone
Exchange,
Main Shahnra-e-Faisal, Karachi,
Pakistan.
altafktalpur@yahoo.com

Article received on:

18/02/2016

Accepted for publication:

09/04/2016

Received after proof reading:

26/05/2016

ABSTRACT... Objectives: To determine demographic and clinical profile of Tetanus patients and to highlight various management strategies as well as the outcome of the tetanus patients. **Background:** Tetanus, a preventable disease still found in high frequency in developing world. Globally one million cases are recorded annually. This disease found more frequently in patients who are either non vaccinated or partially immunized. Diagnosis of Tetanus is solely made on clinical grounds with no definitive investigation available to confirm the diagnosis. Mortality of Tetanus is directly related to the grade of tetanus at presentation. **Study Design:** Descriptive observational study. **Setting:** Public and private sector hospitals of Hyderabad, Pakistan. **Period:** 1st Nov 2008 to 31st Oct 2015. **Materials & methods:** It includes patients of either sex above the age of 13 years who were clinically diagnosed as case of Tetanus. Data was collected for variables related to demography, incubation period, site of injury, history of tetanus vaccination, co morbidity, stage of presentation, management & outcome of treatment, complications & mortality. **Results:** Total 131 patients of Tetanus were finally analyzed. It includes 124 (94.65%) male and 07 (5.34%) female patients with mean age of 34.06 years. 69 (52.67%) were farmers by occupation. History of injury was present in 109(83.20%) patients & incubation period was < 10 days in 39(29.77%) patients. Lower limb was the commonest site of injury noted in 86(65.64%) patients. Tetanus immunization history was positive in 63 (48.09 %) patients. Among the clinical findings, generalized bodyache or stiffness with backache was noted in 107(81.67%) patients, restricted mouth opening in 101 (70.09%) patients. Grade I Tetanus was noted in 63(48.09%) patients. Complications of tetanus were noted in 43(32.82%) patients. Mortality rate was noted in 33 (25.19%) patients. Mean hospital stay was 12.3±9.0 days. **Conclusion:** Tetanus is found in significant frequency in our setup which carries substantial morbidity and mortality.

Key words: Tetanus, demography, clinical profile, management

Article Citation: Talpur AA, Surahio AR, Memon AS, Junejo A, Jamal A. Tetanus situation in Pakistan. Professional Med J 2016;23(6):634-640. DOI: 10.17957/TPMJ/16.3300

INTRODUCTION

Tetanus is a potentially preventable, infective disease. Its incidence has been significantly reduced in many countries of the world. In one estimation approximately one million cases of tetanus are recorded annually around the world. Frequency of tetanus found to be higher in developing countries especially Asia, Africa, and Middle East where immunization is not available to majority of people for various reasons. Mortality from tetanus approaches close to fifty percent in developing countries like Pakistan.^{1,2}

Tetanus occurs sporadically and is found to affect either to non-vaccinated people or to people

who are unable to maintain their immunity status through booster doses of vaccine. In order to get protection against tetanus it is necessary to vaccinate people at an earlier age to develop immunity with subsequent maintenance of adequate immunity by means of appropriately timed boosters.^{3,4}

Onset period of symptoms of tetanus is highly variable & it ranges from two days to several weeks. In patients who have shorter duration of onset of symptoms after sustaining injury they usually present with higher grades of tetanus at presentation. The presenting symptoms are usually lock jaw, board like rigid abdominal wall,

arching of back and spontaneous spasm of the muscles of the body which is triggered by the movements of the patient or by noise. When Autonomous nervous system is involved, patients may develop cardiovascular complications such as fluctuations of blood pressure and cardiac arrhythmias.⁵

The diagnosis of tetanus is based on clinical ground as sensitivity of culture reports of patients with tetanus is not good & it is not offered routinely. Also methods to detect circulating level of potential toxin of tetanus is not routinely available & also not employed commonly. The patient of tetanus usually dies of exhaustion, asphyxia, aspiration pneumonia or autonomic nervous system instability.^{6,7}

The aim of this study was to evaluate demographic and clinical profile of Tetanus patients and to know various management strategies as well as the outcome of the tetanus patients.

MATERIALS AND METHODS

This was a descriptive observational study conducted at public and private sector hospitals of Hyderabad, Pakistan from 1st Nov 2008 to 31st Oct 2015. All patients of either sex above the age of 13 years who were clinically diagnosed as case of Tetanus were included in the study. Patients below the age of 13 years, already diagnosed cases of Epilepsy were excluded. Patients of significant cardiac dysfunction, hepatic, respiratory and renal impairment were excluded from the study. Patients who did not consented for study or lost to follow-up were also excluded.

These patients were admitted in ward. Detailed history was taken from these patients especially in data related to age, sex, symptomatology, co morbid illness, history of trauma or needle injury or wound anywhere on body & history of vaccination. Thorough examination was performed with special focus on variables like fever, muscle spasm, opisthotonus, rigid abdominal wall muscles, lock jaw. Investigations like Arterial blood gases, complete blood count,

blood sugar, blood urea, serum Electrolytes, HBsAg, Anti HCV antibodies, LFT's, PT with INR, APTT and where required ECG and chest x-ray were performed. Diagnosis was made and patients or their attendants were briefed about the diagnosis. Patients or their attendants were informed about the study and permission was granted. They were assured that their participation is voluntary with no harms to them in terms of getting due treatment. They were also given right to withdraw from study without putting any reasons.

Severity of tetanus was classified according to the system reported by Ablett.⁴

Treatment was started. Patients of grade II, III & IV tetanus were admitted in intensive care unit, kept nothing orally, intravenous fluids started & Nasogastric tube & Foleys catheter passed. Patients with Grade I Tetanus were kept in general ward & put on liquid diet. All patients were given intravenous Antibiotics (Amoxicillin with Clavulinic acid 1.2 grams & Metronidazole three times a day) for 07 days, antispasmodics, sedatives like Diazepam derivatives & analgesics. Antiepileptic drugs like Phenytoin or barbiturates were given to patients who developed fits. Magnesium Sulphate was given to patients who did not respond to routine medications for control of spasms. Patients who developed lower respiratory infection or inhalational pneumonitis were put on Imipenem 500mg three times a day. Tetanus Immunoglobulin & Tetanus Toxoid was given. Patients who were unable to maintain Oxygen saturation were given Oxygen or ventilator support. In patients with uncontrolled fits Tracheostomy was made. Debridement of wound was performed in patients with contaminated wound followed by daily dressing. Patients were discharged from hospital once they tolerated feed well & their spasm or fits are controlled on oral medication. Follow-up visits were advised at 10 days, 1 & 3 months.

Data was collected on preformed proforma for variables related to demography, clinical details, stage of presentation, co morbid illness, site of

injury & history of tetanus vaccination, incubation period, management & outcome of treatment, including related complications & mortality.

The data were analyzed using Statistical package for social sciences version 16 (Chicago IL, USA). Descriptive statistics were applied on demographic variables like age, gender. Qualitative variables were presented as Mean and standard deviation like age. Qualitative variables were presented in percentage and frequencies like incubation period, co morbid illnesses, Complication developed in patient and mortality rate.

Key Definitions: ⁴

Incubation Period: Time duration between the inoculation of the wound and the onset of the symptoms of Tetanus.

RESULTS

During this 07 years period, Initially 136 patients of Tetanus were included in study. However, 05 patients did not complete the follow up & were excluded from study. Thus a total of 131 patients of Tetanus were finally analyzed in the study.

It includes 124 (94.65%) male and 07 (5.34%) female patients. Mean age of patients was 34.06 years with standard deviation \pm of 12.124 years. The youngest patient in this study was 14 years & oldest of 67 years.

Regarding occupation; 69 (52.67%) were farmers by occupation. (Table-I).

History of injury was present in 109(83.20%) patients & incubation period was < 10 days in 39(29.77%) patients. Lower limb was the commonest site of injury noted in 86(65.64%) patients. (Table-I).

Tetanus immunization history was positive in 63 (48.09 %) patients (Table-I).

Characteristics	N & % of patients
Age of patients < 40 years	93(70.99%)
> 40 years	38(29.00%)
Sex Male	124(94.65%)
Female	07(5.34%)
Occupation	
Farmer	69(52.67%)
Laborer	43(32.82%)
Miscellaneous patients including patients of RTA	12(9.16%)
Positive history of injury	109(83.20%)
Incubation period < 10 days	39(29.77%)
> 10 days	70(53.43%)
Site of injury lower limb	86(65.64%)
Upper limb	05(3.81%)
Multiple injuries	18(13.74%)
Tetanus immunization positive	63(48.09%)
Negative	08(6.10%)
Not known	60(45.80%)

Table-I. Demographic characteristics of patients with Tetanus (n=131)

Among the clinical findings generalized bodyache or stiffness with backache was noted in 107(81.67%) patients, restricted mouth opening in 101 (70.09%) patients. (Table-II)

Co morbid illness was noticed in 29(22.13%) patients. (Table-II)

Clinical features	N & % of patients
Restricted mouth opening (Trismus)	101(70.09%)
Generalized body ache & stiffness	107 (81.67%)
Neck rigidity	93(70.99%)
Dysphagia	71(54.19%)
Rigid Abdominal wall	74(56.48%)
Respiratory distress	65(49.61%)
Fits	35(26.71%)
Fever	61(46.56%)
Co morbid illnesses	29(22.13%)
Diabetes Mellitus	08(6.10%)
Hypertension	08(6.10%)
IHD	04(3.05%)
Bronchial Asthma	09(6.87%)

Table-II. Characteristics of clinical Presentation & co morbid illness of Patients with Tetanus

Grading of their Tetanus status was made & it showed 63(48.09%) patients in Grade-I. (Table-III).

Investigations of these patients revealed Hemoglobin level of less than 10g/dl in 89 (67.93%) patients. Total leukocytes count more than 11000/dl was seen in 73(55.72%) patients. Arterial blood gases analysis was performed in 57 (43.51%) patients who developed fits or unable to maintain oxygen saturation. It showed respiratory alkalosis in 53(40.45%) patients. Chest X ray was performed in 71 (54.19%) patients. It showed chest infection or aspiration pneumonia in 16(12.21%) patients.

Complications were noted in 43(32.82%) patients of tetanus & these patients were shifted to intensive care unit for further management (Table-III). It includes Autonomic dysfunction in 18(13.74%) patients, respiratory tract infection in 16(12.21%) patients, renal impairment in 01(0.76%), Ileus in 04(3.05%) & sepsis in 04(3.05%) patients.

Mechanical ventilation was required in 34(25.95%) patients & Tracheostomy in 12(9.16%) patients of Tetanus.

Mortality rate was noted in 33 (25.19%) patients. Mortality was noticed in 01/63 (1.58%) patient of grade I disease which died due to cardiac dysfunction while it was noted in 32/68 (47.05%) of grade II & above disease. (Table-III).

Grades of tetanus	N & % of Patients
Grade I	63(48.09%)
Grade II	38(29.00%)
Grade III	25(19.08%)
Grade IV	05(3.81%)
Complications	43(32.82%)
RTI & aspiration pneumonitis	16(12.21%)
Autonomic dysfunction leading to cardiac dysfunction	18(13.74%)
Paralyticus Ileus	04(3.05%)
Functional renal impairment	01(0.76%)
Sepsis	04(3.05%)
Mortality	33(25.19%)

Table-III. Grades, complications & mortality of patients with Tetanus (n= 131)

Mean hospital stay was 12.3±9.0 days with a range of 3-34 days.

DISCUSSION

Tetanus is one of the major health issue recognized worldwide especially in underdeveloped world which is reported to be around one million patients in a year.⁸ In western nations prevalence of Tetanus has significantly decreased due to implementation of effective vaccination programme. Also the mortality associated with Tetanus has reduced by the application of recent techniques in the treatment of patients with Tetanus.³

In this study 131 patients of tetanus were registered during 07 years study period with 94.65% were male & 71% of them were below the age of 40 years. Almost same pattern of disease demography is noted in study by lau LG et al at Malaysia.⁹ This tendency of younger age group patients noted in both studies may be due to ineffective & improper application of immunization campaign in this countries.³ For assessment of immunization status a survey was conducted in United States that shows high prevalence of Tetanus among in older age patients which has been related to presence of reduced level of protective antibodies against Tetanus in these group of patients.⁶ Amare A et al in Ethiopia¹⁰ noted that amongst Tetanus patients 75% were male with 92% patients were less than 50 years of age.

This disease has notably been noticed in population who work in outdoor fields especially in farmers & laborers. This same pattern of disease distribution has been found in our society. However study at Nigeria by Fasunla AJ reported surprisingly high proportion of disease among students and civil servants.¹¹

Positive Tetanus immunization status was noticed in 48.09% patients of this study. In study at Nawabshah by Khaskheli MS et al³ they found that 72.7% of their patients were either not vaccinated or not aware of their immunization status against Tetanus while in studies at Ethiopia¹⁰ & Saudi Arabia¹² none of their Tetanus patients were vaccinated for tetanus priory. Status of immunization against tetanus in this

country among adult population is not properly structured and no well recognized schedule is currently available in this regard.¹³

In this study history of injury was present in 83.20% patients with incubation period was < 10 days in 29.77% patients. Lower limb was the commonest site of injury noted in 65.64% patients. Fawibe AE at Nigeria¹⁴ found site of injury in 68.6% patients with 57.1% of them sustain this on lower limbs. In a study at Saudi Arabia by Lubbad E et al¹² they found positive history of injury in 72.7% their patients which were commonly sustained at lower limbs. However in contrast to commonly found pattern of lower limb as the most common site of injury among Tetanus patients Joshi et al¹⁵ in their study at Nepal reported upper limbs as the most common portal of entry. Reasons for high prevalence of Lower limb injury leading to Tetanus is due to the fact that organisms reside in soil & most people sustain trauma at lower limbs which are at increased risk to contamination by soil.²

Tetanus is essentially a clinical diagnosis with no definite investigation is available to confirm it. In this study most common symptom was restricted mouth opening noted in 93% patients followed by generalized body ache with stiffness, Neck rigidity & Dysphagia in 98%, 85% & 67% patients respectively. In study from India by Marulappa VG et al¹⁶ the most common presenting symptoms were trismus in 95.7%, neck stiffness in 89.3%, body spasms/stiffness in 73% and Dysphagia in 38.9% patients. Almost same pattern of presenting symptoms were noticed in studies from KSA¹², Nawabshah² & Dubai.⁴

In this study 48.09% patients presented in Grade I, 29.00% in Grade II, 19.08% in Grade III & 3.81% patients IV disease. In study from Nigeria by Fawibe et al¹⁴ mild tetanus was noticed in 2.9% patients, moderate in 25.7%, severe in 60.0% & very severe in 11.4% patients.

Among the confounding factors indicators of increased morbidity & mortality among Tetanus patients, raised TLC count was noticed in 55.72%

patients & 12.21% patients had abnormal Chest X ray findings suggestive of chest infection or aspiration pneumonia in this study. In study from KSA¹² significantly raised Creatinine kinase level was noticed in all patients & raised Lactate dehydrogenase in most patients.

Complications of tetanus were noted in 32.82% patients of this study. Most common amongst them were Autonomic dysfunction in 13.74% patients & respiratory tract infection in 12.21% patients. Almost same pattern of complications were seen in study from Dubai by Younas NJ et al.⁴ In study from Tanzania by Chalya et al¹⁷ complications were documented in 54.9% patients which includes respiratory complications in 32.1% & cardiovascular in 19.6% patients. Complications of Tetanus significantly increase mortality rate of tetanus patients. Therefore great focus & effort is needed to prevent complications of Tetanus which is possible only by making early diagnosis and provision of effective treatment as mortality increases as the grade of presentation increases.

Spasms of Tetanus can only be controlled by providing heavy sedation with ventilatory support to them. In this study mechanical ventilation was provided to 25.95% patients & Tracheostomy to 9.16% patients. In study at KSA¹² 81.81% of Tetanus patients were put on ventilation support & in study at Nawabshah² they mentioned use of Tracheostomy in 36.4% of their Tetanus patients. Death ratio among tetanus patients who presented in higher grades can be significantly reduced by the use of Tracheostomy as these patients usually die of asphyxia from laryngeal muscle spasm and aspiration.¹⁸ An Indian study mentioned Tracheostomy and mechanical ventilation in 74% and 45% of Tetanus patient's respectively.¹⁸

The outcome of patients with tetanus has been reported variably & is significantly affected by many factors which include age grade of presentation, development of complications, presence of co morbid factors & presence of effective tools of treatment.¹⁷ Literature reports

mortality from tetanus in adult population ranges between 10-50% which in neonates approaches to 90-95%.¹⁹ In this study mortality rate was 25.19%, however Sanya et al¹⁹ from Nigeria mentioned 64% mortality rate in their study without availability of intensive care facilities. Al-Kaabi et al²⁰ in Saudi Arabia found 10% mortality rate. They correlated this low mortality rate to early and aggressive treatment of their Tetanus patients in the intensive care unit.

The mean duration of hospitalization was 12.3±9.0 days with a range of 3-34 days. Chalya et al from Tanzania¹⁷ observed average ICU stay of 19.3 days with the range of 1-26 days.

The limitation of this study was inadequate & improper medical record.

CONCLUSION

Tetanus is still found as high prevalent disease in our society as noticed in this study despite the fact its incidence can be reduced significantly by implementation of effective & proper tetanus immunization schedule & health awareness among population regarding Tetanus thereby decrease burden on health resources. However once inflicted it needs to be diagnosed at an early stage as higher grades of presentation & presence of complications are associated with more mortality from Tetanus.

Copyright© 09 Apr, 2016.

REFERENCES

- Wasay M, Khatri IA, Salahuddin N. **(Editorial) Tetanus and rabies eradication in Pakistan; a mission not impossible.** J Pak Med Assoc 2008; 58(4): 158-159.
- Khaskheli MS, Khuhro BA, Jamali AH. **Tetanus: still a killer in adults.** Anesth, pain & intensive care 2013; 17(2): 149-153.
- Edlich RF, Hill LG, Mahler CA, Cox MJ, Becker DG, Horowitz JH: **Management and prevention of tetanus.** J Long Term Eff Med Implants 2003, 13(3):139-54.
- Younas NJ, Abro AH, Das K, Abdou AMS, Ustadi AM, Afzal S: **Tetanus: Presentation and outcome in adults.** Pak J Med Sci 2009, 25(5):760-65.
- Davilla CAM, Davilla DF, Donis JH, Gonzalo X. **Autonomic nervous system dysfunction in children with severe tetanus: dissociation of cardiac and vascular sympathetic control.** Braz J Med Biol Res 2003; 36: 815-19.
- Brian SS, Henry FC. Bacterial, Chlamydial Infections. In: Stephen JM, Maxine AP. **Current Medical Diagnosis and Treatment, 48th ed.** Mc Graw Hill Lange, 2009:1265-1266.
- Allen CMC, Lueck CJ, Dennis M. **Tetanus.** In: **Nicholas AB, Nicki RC, Brian RW. Davidson's Principles and Practice of Medicine, 20th eds.** Elsevier 2006:1232-1233.
- Anuradha S. **Tetanus in Adults-A Continuing Problem: An analysis of 217 Patients over 3 Years from Delhi, India, with Special Emphasis on Predictors of Mortality.** Med J Malaysia 2006; 61(1): 7-14.
- Lau LG, Kong KO, Chew PH. **A ten year retrospective study of tetanus at a general hospital in Malaysia.** Singapore Med J 2001; 42(8): 346-350.
- Amare A, Yami A. **Case-fatality of adult Tetanus at Jimma University Teaching Hospital, Southwest Ethiopia.** Afr Health Sci. 2011 Mar; 11(1):36-40. PMID: 21572855.
- Fasunla AJ: **Challenges of Tracheostomy in Patients Managed for Severe Tetanus in a Developing Country.** Int J Prev Med 2010, 1(3):176-81.
- Lubbade EH, Khazindar AM, Ayub M. **Tetanus experience in a public hospital in Western Saudi Arabia.** Saudi Medical Journal 2003; Vol. (12): 1325-1328.
- Wasay M, Malik A, Fahim A, Yousef A, Chawla R, Daniel H, Rafay M, Azam I, Razzak J. **Knowledge and attitudes about Tetanus and Rabies: A population-based survey from Karachi, Pakistan.** J P M A 2012; 62(4): 378 – 38.
- Fawibe AE. **The Pattern and Outcome of Adult Tetanus at a Sub-urban Tertiary Hospital in Nigeria.** J Coll Physicians Surg Pak. 2010 Jan; 20(1):68-70. PMID: 20141700.
- Joshi S, Agarwal B, Malla G, Karmacharya B. **Complete elimination of tetanus is still elusive in developing countries: a review of adult tetanus cases from referral hospital in Eastern Nepal.** Kathmandu Univ Med J; 2007, 5(3):378-81.
- Marulappa VG, Manjunath R, Mahesh Babu N, Malige Gowda L. **A Ten Year Retrospective Study on Adult Tetanus at the Epidemic Disease (ED) Hospital, Mysore in Southern India: A Review of 512 Cases.** J Clin Diagn Res. 2012 Oct; 6(8):1377-80.

17. Chalya LP, Mabula JB, Dass RM, Mbelenge N, Mshana SE, Gilyoma JM. **Ten-year experiences with Tetanus at a Tertiary hospital in Northwestern Tanzania.** A retrospective review of 102 cases. *World J Emerg Surg* 2011, Jul 8; 6:20. PMID: 21740539.
18. Bhatia R, Parbharkar S, **Grover VK: Tetanus.** *Neurol India* 2002, 50:398-407.
19. Sanya EO, Taiwo SS, Olarinoye JK, Aje A, Daramola OO, Oguniyi A. **A 12-year review of cases of adult tetanus managed at the University College Hospital, Ibadan, Nigeria.** *Trop Doct* 2007; Jul; 37(3):170-3. PMID: 17716509.
20. Al-Kaabi, Scimgeour EM, Louon A, Al Riyami BM. **Tetanus: a clinical review.** *Saudi Med J* 2001; Jul; 22(7):606-9. PMID: 11479643.

CORRECTION

INCORRECT

DR. AHMAD SHERJIL, MBBS, FCPS (PAEDS)
Child Specialist,
PNS Rahat Hospital, Karachi

DR. COL. JAVAID IQBAL, MBBS, FCPS (GEN. MED)
Head of Medical Department
PNS Rahat Hospital, Karachi

CORRECT





DR. AHMAD SHERJIL, MBBS, FCPS (PAEDS)
Child Specialist,
PNS Rahat Hospital, Karachi

DR. COL. JAVED IQBAL, MBBS, FCPS (GEN. MED)
Head of Medical Department
PNS Rahat Hospital, Karachi

PREVIOUS RELATED STUDY

Sajid Sheikh, Mohammad Ajmal, A.G. Rehan, Muhammad Yousaf Shah. TREATMENT OF TETANUS; THE USE OF CONTINUOUS ATROPINE SULPHATE INFUSION (Original) *Prof Med Jour* 14(2) 312-317 Apr, May, Jun, 2007.

AUTHORSHIP AND CONTRIBUTION DECLARATION

Sr. #	Author-s Full Name	Contribution to the paper	Author=s Signature
1	Dr Altaf Ahmed Talpur	Conception, Design & Acquisition Data	
2	Dr Abdul Rasheed Surahio	Analysis & Interpretation of data	
3	Dr Abdul Salam Memon	Drafting of article	
4	Professor Afzal Junejo	Critical review of Article	
5	Prof. Akmal Jamal	Final approval of Version	